






WP SERIES SOLAR CHARGE CONTROLLER

Picture	Model	Descriptions (Current & Voltage)	series	Package	Description	
	WP20D	10A, 12V/24V	WP series intelligent controller	Size/pes:165*93*42mm G.W/Pes:0.32kg Pes/Carton:40pcs Size/Carton:485*350*195mm G.W/Carton:13.5kg	1.Display mode: LCD display battery voltage and charge and discharge status; 2. protection: under voltage protection, overvoltage protection, overload protection, overcurrent protection, over current protection, short circuit protection, anti reverse discharge, solar panels and battery reverse protection; 3. Parameter modification: the charging and discharging control parameters can be adjusted manually by the button; 4.Working mode: ordinary 24 hours working mode, light control mode, light control time delay mode; 5. Intelligent PWM charge mode 6.USB charging function (optional). 7.battery type : Suitable for Sealed, Gel, Flooded And lithium battery 8.Type of bottom plate: iron base plate; 9. Features: manual adjustment mode of operation and load switch	
		20A, 12V/24V				
	WP3024DU	30A, 12V/24V		Size/pes:205*105*58mm G.W/Pes:0.5kg Pes/Carton:30pcs Size/Carton:545*430*200mm G.W/Carton:16kg		
	WP3048DU	30A, 12V/24V/36V/48V				
	WP4024DU	40A, 12V/24V				
	WP5024D	50A, 12V/24V		Size/pes:220*140*68mm G.W/Pes:0.8kg/0.88kg Pes/Carton:30pcs Size/Carton:460*450*370mm G.W/Carton:25kg/27kg		1.Display mode: LCD display battery power, voltage and current and charge and discharge status, daily power consumption data statistics; 2.Protection: undervoltage protection, overvoltage protection, overcharge protection, overload protection, over-current protection, high temperature protection, short circuit protection, prevent reverse discharge protection, prevent reverse protection of solar panels and batteries; 3. Parameter modification: the charging and discharging control parameters can be adjusted manually by the button; 4.Work modes: normal 24 hour working mode, light control mode, light control delay model, light control delay and the morning light; 5.Intelligent PWM charge mode 6.battery type : Suitable for Sealed, Gel, Flooded And lithium battery 7. Type of bottom plate: aluminum base plate; 8.Features: built-in temperature probe, LCD with backlight display, limited lightning protection
	WP5048D	50A, 12V/24V/36V/48V				
	WP6024D	50A, 12V/24V				
	WP6048D	60A, 12V/24V/36V/48V				
	WP8024	80A 12V/24V		Size/pes:220*140*68mm G.W/Pes:0.82kg/0.9kg Pes/Carton:30pcs Size/Carton:460*450*370mm G.W/Carton:24.6kg/27kg		
	WP8048	80A 12V/24V/36V/48V				